




District Health Assessment for Multiple District 316 through February 2025

		Clubs							Membership							Member Strength		Cancellation		Reports			Finance	Leadership			
District Name	Status/ Number of Months in Status *	Active Clubs	Clubs in Status Quo	Total Clubs	% Status Quo Clubs in Financial Suspension	New Clubs	Cancelled Clubs	YTD Net Club Gain/Loss	Current Members In Active Clubs	Current Members In Status Quo Clubs	Current Total Members Count	YTD Add	YTD Drop	YTD NetGrowth (includes Active and Status Quo)	YTD NetGrowth% (includes Active and Status Quo)	Member Count 12 Months Ago	Average Member Count Per Club	% of Clubs with less than 20 members	Average Cancelled Club Age	Members Lost Due to Cancelled Clubs	% of Clubs Reporting Service	% No MMR in 3 Months	% No Officer Report in 12 months	% of Clubs with balance 90+ days	Number of Zone Chairs Recorded	Number of Region Chairs Recorded	District Officers Vacancies **
316 A		60	3	63	100%	4	6	-2	2307	55	2362	297	393	-96	-3.91%	0	38	22%	10	68	98%	46%	6%	19%	12	5	
316 B		62	0	62	0%	6	4	2	1986	0	1986	361	124	237	13.55%	0	32	32%	6	32	71%	58%	2%	13%	12	4	
316 D		92	3	95	100%	2	10	-8	2732	65	2797	266	392	-126	-4.31%	0	30	40%	6	227	97%	53%	0%	13%	19	6	2nd VDG
316 G		72	0	72	0%	2	1	1	2798	0	2798	226	139	87	3.21%	0	39	22%	3	0	64%	54%	4%	10%	0	0	
316 H		48	0	48	0%	10	9	1	1288	0	1288	279	696	-417	-24.46%	0	27	27%	8	604	27%	48%	8%	19%	10	4	
316 J		53	1	54	100%	3	4	-1	2165	5	2170	239	189	50	2.36%	0	41	37%	4	50	48%	59%	4%	7%	14	5	
		387	7	394	100%	27	34	-7	13276	125	13401	1668	1933	-265	-1.94%	0	35	31%	7	981	72%	53%	4%	13%	67	24	



District Health Assessment for Multiple District 317 through February 2025

District Name	Status/ Number of Months in Status *	Clubs							Membership							Member Strength		Cancellation		Reports			Finance	Leadership			
		Active Clubs	Clubs in Status Quo	Total Clubs	% Status Quo Clubs in Financial Suspension	New Clubs	Cancelled Clubs	YTD Net Club Gain/Loss	Current Members In Active Clubs	Current Members In Status Quo Clubs	Current Total Members Count	YTD Add	YTD Drop	YTD NetGrowth (includes Active and Status Quo)	YTD NetGrowth% (includes Active and Status Quo)	Member Count 12 Months Ago	Average Member Count Per Club	% of Clubs with less than 20 members	Average Cancelled Club Age	Members Lost Due to Cancelled Clubs	% of Clubs Reporting Service	% No MMR in 3 Months	% No Officer Report in 12 months	% of Clubs with balance 90+ days	Number of Zone Chairs Recorded	Number of Region Chairs Recorded	District Officers Vacancies **
317 A		72	0	72	0%	3	9	-6	2399	0	2399	443	231	212	9.69%	0	33	25%	6	96	100%	33%	3%	13%	21	7	
317 G		90	0	90	0%	5	12	-7	2714	0	2714	410	670	-260	-8.74%	0	30	20%	10	246	97%	38%	4%	6%	20	7	
317 B		107	0	107	0%	2	7	-5	3698	0	3698	337	645	-308	-7.69%	0	35	17%	4	395	100%	62%	7%	9%	27	12	
317 C		102	1	103	0%	1	12	-11	2904	29	2933	323	359	-36	-1.21%	0	28	31%	4	153	99%	57%	1%	13%	25	10	
317 D		119	0	119	0%	4	4	0	4590	0	4590	361	349	12	0.26%	0	39	18%	4	54	99%	42%	0%	15%	30	11	
317 E		71	0	71	0%	8	9	-1	2411	0	2411	433	362	71	3.03%	0	34	17%	5	143	96%	41%	4%	14%	15	6	
317 F		83	0	83	0%	2	1	1	2227	0	2227	379	183	196	9.65%	0	27	34%	1	0	100%	40%	4%	10%	20	7	
		644	1	645	0%	25	54	-29	20943	29	20972	2686	2799	-113	-0.54%	0	33	23%	6	1,087	99%	46%	3%	11%	158	60	




District Health Assessment for Multiple District 318 through February 2025

District Name	Status/ Number of Months in Status *	Clubs							Membership							Member Strength		Cancellation		Reports			Finance	Leadership			
		Active Clubs	Clubs in Status Quo	Total Clubs	% Status Quo Clubs in Financial Suspension	New Clubs	Cancelled Clubs	YTD Net Club Gain/Loss	Current Members In Active Clubs	Current Members In Status Quo Clubs	Current Total Members Count	YTD Add	YTD Drop	YTD NetGrowth (includes Active and Status Quo)	YTD NetGrowth% (includes Active and Status Quo)	Member Count 12 Months Ago	Average Member Count Per Club	% of Clubs with less than 20 members	Average Cancelled Club Age	Members Lost Due to Cancelled Clubs	% of Clubs Reporting Service	% No MMR in 3 Months	% No Officer Report in 12 months	% of Clubs with balance 90+ days	Number of Zone Chairs Recorded	Number of Region Chairs Recorded	District Officers Vacancies **
318 A		144	0	144	0%	4	13	-9	4257	0	4257	526	586	-60	-1.39%	0	30	28%	5	179	100%	37%	1%	22%	39	18	
318 B		122	1	123	100%	5	3	2	3582	20	3602	381	221	160	4.65%	0	29	28%	12	45	92%	56%	2%	13%	31	12	
318 C		157	3	160	67%	7	9	-2	5549	76	5625	652	376	276	5.16%	0	35	12%	2	176	96%	60%	2%	15%	38	17	
318 D		203	2	205	100%	11	6	5	7156	43	7199	1013	668	345	5.03%	0	35	20%	10	80	98%	44%	0%	12%	43	21	
318 E		165	0	165	0%	5	27	-22	6182	0	6182	719	926	-207	-3.24%	0	37	13%	5	468	87%	42%	4%	15%	42	22	
		791	6	797	83%	32	58	-26	26726	139	26865	3291	2777	514	1.95%	0	34	20%	5	948	94%	47%	2%	15%	193	90	



District Health Assessment for Multiple District 320 through February 2025

		Clubs							Membership							Member Strength		Cancellation		Reports			Finance	Leadership			
District Name	Status/ Number of Months in Status *	Active Clubs	Clubs in Status Quo	Total Clubs	% Status Quo Clubs in Financial Suspension	New Clubs	Cancelled Clubs	YTD Net Club Gain/Loss	Current Members In Active Clubs	Current Members In Status Quo Clubs	Current Total Members Count	YTD Add	YTD Drop	YTD NetGrowth (includes Active and Status Quo)	YTD NetGrowth% (includes Active and Status Quo)	Member Count 12 Months Ago	Average Member Count Per Club	% of Clubs with less than 20 members	Average Cancelled Club Age	Members Lost Due to Cancelled Clubs	% of Clubs Reporting Service	% No MMR in 3 Months	% No Officer Report in 12 months	% of Clubs with balance 90+ days	Number of Zone Chairs Recorded	Number of Region Chairs Recorded	District Officers Vacancies **
320 A		87	3	90	100%	7	6	1	3430	68	3498	475	431	44	1.27%	0	39	20%	5	143	100%	48%	0%	11%	21	7	
320 B		60	1	61	100%	11	10	1	2089	22	2111	389	334	55	2.68%	0	35	15%	4	147	90%	54%	3%	3%	15	5	
320 C		63	0	63	0%	7	6	1	1931	0	1931	337	342	-5	-0.26%	0	31	24%	5	139	48%	29%	2%	10%	0	0	
320 D		124	0	124	0%	4	24	-20	3916	0	3916	599	933	-334	-7.86%	0	32	18%	5	554	90%	56%	2%	10%	32	9	
320 E		65	1	66	100%	9	16	-7	3354	13	3367	482	957	-475	-12.36%	0	52	12%	9	522	88%	29%	6%	9%	0	0	1st VDG
320 F		71	0	71	0%	4	21	-17	2568	0	2568	416	732	-316	-10.96%	0	36	15%	3	494	77%	23%	4%	1%	20	7	
320 G		108	0	108	0%	11	10	1	3636	0	3636	835	415	420	13.06%	0	34	27%	5	167	94%	43%	0%	16%	27	9	
320 H		53	0	53	0%	8	2	6	2038	0	2038	388	112	276	15.66%	0	38	15%	3	41	94%	32%	0%	11%	12	4	
		631	5	636	100%	61	95	-34	22962	103	23065	3921	4256	-335	-1.43%	0	37	19%	5	2,207	87%	41%	2%	9%	127	41	



District Health Assessment for Multiple District 321 through February 2025

District Name	Status/ Number of Months in Status *	Clubs							Membership							Member Strength		Cancellation		Reports			Finance	Leadership			
		Active Clubs	Clubs in Status Quo	Total Clubs	% Status Quo Clubs in Financial Suspension	New Clubs	Cancelled Clubs	YTD Net Club Gain/Loss	Current Members In Active Clubs	Current Members In Status Quo Clubs	Current Total Members Count	YTD Add	YTD Drop	YTD NetGrowth (includes Active and Status Quo)	YTD NetGrowth% (includes Active and Status Quo)	Member Count 12 Months Ago	Average Member Count Per Club	% of Clubs with less than 20 members	Average Cancelled Club Age	Members Lost Due to Cancelled Clubs	% of Clubs Reporting Service	% No MMR in 3 Months	% No Officer Report in 12 months	% of Clubs with balance 90+ days	Number of Zone Chairs Recorded	Number of Region Chairs Recorded	District Officers Vacancies **
321A1		53	1	54	100%	3	8	-5	1559	15	1574	231	141	90	6.06%	0	29	31%	6	47	98%	50%	13%	19%	10	4	
321A2		149	2	151	100%	9	10	-1	3350	33	3383	447	544	-97	-2.79%	0	22	41%	10	177	68%	58%	3%	17%	2	11	
321A3		123	0	123	0%	4	5	-1	2211	0	2211	247	241	6	0.27%	0	18	70%	5	58	54%	65%	3%	12%	27	10	
321B1		94	0	94	0%	12	21	-9	2480	0	2480	479	656	-177	-6.66%	0	26	38%	6	460	59%	46%	2%	12%	19	12	
321B2		57	5	62	100%	2	15	-13	1422	54	1476	138	379	-241	-14.04%	0	25	42%	6	277	48%	50%	13%	11%	16	7	
321C1		158	4	162	100%	3	11	-8	3883	49	3932	259	569	-310	-7.31%	0	25	47%	11	144	91%	65%	10%	15%	42	18	
321C2		71	2	73	100%	3	13	-10	2360	111	2471	303	345	-42	-1.67%	0	33	29%	11	124	33%	55%	7%	23%	16	8	
321 D		147	3	150	100%	11	14	-3	3964	51	4015	842	788	54	1.36%	0	27	46%	15	258	31%	49%	11%	23%	30	17	
321 E		87	4	91	100%	5	9	-4	2784	74	2858	283	358	-75	-2.56%	0	32	21%	13	174	60%	60%	8%	27%	33	16	
321 F		167	0	167	0%	13	9	4	4627	0	4627	733	612	121	2.69%	0	28	37%	6	298	98%	50%	2%	16%	44	12	
		1106	21	1127	100%	65	115	-50	28640	387	29027	3962	4633	-671	-2.26%	0	26	42%	9	2,017	66%	55%	6%	17%	239	115	



District Health Assessment for Multiple District 322 through February 2025

District Name	Status/ Number of Months in Status *	Clubs							Membership							Member Strength		Cancellation		Reports			Finance	Leadership			
		Active Clubs	Clubs in Status Quo	Total Clubs	% Status Quo Clubs in Financial Suspension	New Clubs	Cancelled Clubs	YTD Net Club Gain/Loss	Current Members In Active Clubs	Current Members In Status Quo Clubs	Current Total Members Count	YTD Add	YTD Drop	YTD NetGrowth (includes Active and Status Quo)	YTD NetGrowth% (includes Active and Status Quo)	Member Count 12 Months Ago	Average Member Count Per Club	% of Clubs with less than 20 members	Average Cancelled Club Age	Members Lost Due to Cancelled Clubs	% of Clubs Reporting Service	% No MMR in 3 Months	% No Officer Report in 12 months	% of Clubs with balance 90+ days	Number of Zone Chairs Recorded	Number of Region Chairs Recorded	District Officers Vacancies **
322 A		80	2	82	100%	3	16	-13	2696	136	2832	259	934	-675	-19.25%	0	34	13%	14	381	72%	44%	1%	26%	20	6	
322 B1		88	0	88	0%	10	7	3	4075	0	4075	814	468	346	9.28%	0	46	5%	4	147	94%	32%	1%	5%	13	0	
322 B2		92	0	92	0%	12	7	5	3070	0	3070	518	264	254	9.02%	0	33	22%	3	76	71%	51%	4%	7%	19	9	
322C1		107	2	109	100%	6	11	-5	3274	4	3278	472	523	-51	-1.53%	0	31	28%	11	229	100%	49%	3%	22%	22	9	
322C2		52	1	53	100%	9	4	5	2273	15	2288	358	244	114	5.24%	0	44	15%	9	93	89%	42%	0%	40%	16	7	
322C3		87	1	88	100%	4	18	-14	3316	5	3321	258	628	-370	-10.02%	0	38	22%	9	333	93%	32%	1%	8%	17	8	
322C4		45	1	46	100%	1	3	-2	1466	24	1490	181	189	-8	-0.53%	0	33	24%	22	57	63%	48%	2%	2%	12	6	
322C5		39	0	39	0%	2	4	-2	1403	0	1403	147	92	55	4.08%	0	36	15%	5	72	100%	46%	5%	18%	9	4	
322 D		75	0	75	0%	7	2	5	2891	0	2891	399	215	184	6.80%	0	39	16%	9	24	71%	41%	0%	5%	17	8	
322 E		151	1	152	100%	2	7	-5	4393	22	4415	277	322	-45	-1.01%	0	29	45%	4	70	44%	66%	13%	7%	41	19	
322 F		100	6	106	100%	8	6	2	3631	102	3733	513	396	117	3.24%	0	36	19%	4	148	75%	54%	1%	24%	20	0	
322 H		63	2	65	100%	7	6	1	1722	38	1760	295	344	-49	-2.71%	0	27	12%	3	136	46%	43%	3%	11%	13	10	
322 G		87	0	87	0%	9	7	2	4070	0	4070	560	403	157	4.01%	0	47	8%	5	129	67%	44%	5%	22%	17	6	
		1066	16	1082	100%	80	98	-18	38280	346	38626	5051	5022	29	0.08%	0	36	21%	8	1,895	74%	47%	4%	14%	236	92	



District Health Assessment for Multiple District 3231 through February 2025

District Name	Status/ Number of Months in Status *	Clubs							Membership							Member Strength		Cancellation		Reports			Finance	Leadership			
		Active Clubs	Clubs in Status Quo	Total Clubs	% Status Quo Clubs in Financial Suspension	New Clubs	Cancelled Clubs	YTD Net Club Gain/Loss	Current Members In Active Clubs	Current Members In Status Quo Clubs	Current Total Members Count	YTD Add	YTD Drop	YTD NetGrowth (includes Active and Status Quo)	YTD NetGrowth% (includes Active and Status Quo)	Member Count 12 Months Ago	Average Member Count Per Club	% of Clubs with less than 20 members	Average Cancelled Club Age	Members Lost Due to Cancelled Clubs	% of Clubs Reporting Service	% No MMR in 3 Months	% No Officer Report in 12 months	% of Clubs with balance 90+ days	Number of Zone Chairs Recorded	Number of Region Chairs Recorded	District Officers Vacancies **
3231A1		44	0	44	0%	1	1	0	1402	0	1402	145	63	82	6.21%	0	32	55%	9	0	52%	41%	5%	14%	8	4	
3231A2		67	0	67	0%	2	3	-1	2282	0	2282	282	247	35	1.56%	0	34	34%	2	40	67%	51%	4%	10%	13	5	
3231A3		119	1	120	100%	3	10	-7	4793	11	4804	487	468	19	0.40%	0	40	38%	7	93	50%	43%	3%	8%	12	6	
3231A4		55	1	56	100%	3	2	1	1819	21	1840	328	188	140	8.24%	0	33	32%	4	33	77%	23%	0%	16%	12	4	
		285	2	287	100%	9	16	-7	10296	32	10328	1242	966	276	2.75%	0	36	39%	6	166	60%	40%	3%	11%	45	19	



District Health Assessment for Multiple District 3232 through February 2025

District Name	Status/ Number of Months in Status *	Clubs							Membership							Member Strength		Cancellation		Reports			Finance	Leadership			
		Active Clubs	Clubs in Status Quo	Total Clubs	% Status Quo Clubs in Financial Suspension	New Clubs	Cancelled Clubs	YTD Net Club Gain/Loss	Current Members In Active Clubs	Current Members In Status Quo Clubs	Current Total Members Count	YTD Add	YTD Drop	YTD NetGrowth (includes Active and Status Quo)	YTD NetGrowth% (includes Active and Status Quo)	Member Count 12 Months Ago	Average Member Count Per Club	% of Clubs with less than 20 members	Average Cancelled Club Age	Members Lost Due to Cancelled Clubs	% of Clubs Reporting Service	% No MMR in 3 Months	% No Officer Report in 12 months	% of Clubs with balance 90+ days	Number of Zone Chairs Recorded	Number of Region Chairs Recorded	District Officers Vacancies **
3232B1		35	0	35	0%	4	8	-4	1556	0	1556	380	565	-185	-10.63%	0	44	14%	7	203	91%	37%	3%	14%	7	4	
3232B2		51	2	53	100%	5	18	-13	2047	140	2187	486	1138	-652	-22.97%	0	40	23%	5	710	92%	47%	13%	19%	0	0	
3232B3		41	0	41	0%	6	17	-11	2145	0	2145	625	1064	-439	-16.99%	0	52	15%	3	689	83%	24%	0%	5%	7	4	GMT
3232B4		63	2	65	50%	3	0	3	3642	7	3649	1739	1139	600	19.68%	0	58	25%	0	0	97%	40%	12%	8%	7	4	
3232F1		111	2	113	100%	7	10	-3	3593	11	3604	1000	636	364	11.23%	0	32	56%	4	482	76%	50%	5%	10%	16	8	
3232F2		87	2	89	100%	5	16	-11	2845	35	2880	288	449	-161	-5.29%	0	33	36%	4	216	97%	49%	4%	10%	16	6	
3232 J		58	1	59	100%	1	13	-12	1841	25	1866	160	441	-281	-13.09%	0	32	36%	4	280	100%	69%	5%	5%	10	5	
		446	9	455	89%	31	82	-51	17669	218	17887	4678	5432	-754	-4.04%	0	40	34%	4	2,580	90%	47%	6%	10%	63	31	



District Health Assessment for Multiple District 3233 through February 2025

District Name	Status/ Number of Months in Status *	Clubs							Membership							Member Strength		Cancellation		Reports			Finance	Leadership			
		Active Clubs	Clubs in Status Quo	Total Clubs	% Status Quo Clubs in Financial Suspension	New Clubs	Cancelled Clubs	YTD Net Club Gain/Loss	Current Members In Active Clubs	Current Members In Status Quo Clubs	Current Total Members Count	YTD Add	YTD Drop	YTD NetGrowth (includes Active and Status Quo)	YTD NetGrowth% (includes Active and Status Quo)	Member Count 12 Months Ago	Average Member Count Per Club	% of Clubs with less than 20 members	Average Cancelled Club Age	Members Lost Due to Cancelled Clubs	% of Clubs Reporting Service	% No MMR in 3 Months	% No Officer Report in 12 months	% of Clubs with balance 90+ days	Number of Zone Chairs Recorded	Number of Region Chairs Recorded	District Officers Vacancies **
3233 C		127	1	128	100%	4	6	-2	2751	20	2771	258	274	-16	-0.57%	0	22	55%	7	71	91%	58%	5%	5%	32	13	
3233E1		188	2	190	100%	6	36	-30	5251	17	5268	547	924	-377	-6.68%	0	28	46%	7	554	99%	49%	13%	23%	66	23	
3233E2		147	1	148	100%	2	15	-13	5151	8	5159	352	477	-125	-2.37%	0	35	38%	9	218	65%	56%	3%	11%	34	11	
3233G1		201	2	203	100%	8	6	2	3340	31	3371	446	398	48	1.44%	0	17	72%	5	183	97%	73%	4%	37%	37	11	
3233G2		128	1	129	100%	8	6	2	2651	20	2671	426	367	59	2.26%	0	21	50%	7	89	93%	46%	1%	13%	33	8	
		791	7	798	100%	28	69	-41	19144	96	19240	2029	2440	-411	-2.09%	0	24	53%	7	1,115	90%	57%	6%	20%	202	66	



District Health Assessment for Multiple District 3234 through February 2025

District Name	Status/ Number of Months in Status *	Clubs							Membership							Member Strength		Cancellation		Reports			Finance		Leadership		
		Active Clubs	Clubs in Status Quo	Total Clubs	% Status Quo Clubs in Financial Suspension	New Clubs	Cancelled Clubs	YTD Net Club Gain/Loss	Current Members In Active Clubs	Current Members In Status Quo Clubs	Current Total Members Count	YTD Add	YTD Drop	YTD NetGrowth (includes Active and Status Quo)	YTD NetGrowth% (includes Active and Status Quo)	Member Count 12 Months Ago	Average Member Count Per Club	% of Clubs with less than 20 members	Average Cancelled Club Age	Members Lost Due to Cancelled Clubs	% of Clubs Reporting Service	% No MMR in 3 Months	% No Officer Report in 12 months	% of Clubs with balance 90+ days	Number of Zone Chairs Recorded	Number of Region Chairs Recorded	District Officers Vacancies **
3234D1		74	0	74	0%	3	10	-7	2578	0	2578	266	312	-46	-1.75%	0	35	22%	11	165	59%	53%	7%	8%	19	5	
3234D2		110	1	111	100%	2	14	-12	5447	22	5471	432	684	-252	-4.40%	0	50	15%	14	293	71%	54%	2%	19%	22	6	
3234H1		110	0	110	0%	11	9	2	3559	0	3559	507	497	10	0.28%	0	32	27%	7	169	67%	53%	3%	21%	27	9	
3234H2		102	0	102	0%	11	19	-8	4128	0	4128	502	471	31	0.76%	0	40	4%	4	215	93%	57%	2%	18%	27	8	
		396	1	397	100%	27	52	-25	15712	22	15736	1707	1964	-257	-1.61%	0	40	17%	9	842	74%	54%	3%	17%	95	28	




District Health Assessment for Multiple District 324 through February 2025

District Name	Status/ Number of Months in Status *	Clubs							Membership							Member Strength		Cancellation		Reports			Finance		Leadership		
		Active Clubs	Clubs in Status Quo	Total Clubs	% Status Quo Clubs in Financial Suspension	New Clubs	Cancelled Clubs	YTD Net Club Gain/Loss	Current Members In Active Clubs	Current Members In Status Quo Clubs	Current Total Members Count	YTD Add	YTD Drop	YTD NetGrowth (includes Active and Status Quo)	YTD NetGrowth% (includes Active and Status Quo)	Member Count 12 Months Ago	Average Member Count Per Club	% of Clubs with less than 20 members	Average Cancelled Club Age	Members Lost Due to Cancelled Clubs	% of Clubs Reporting Service	% No MMR in 3 Months	% No Officer Report in 12 months	% of Clubs with balance 90+ days	Number of Zone Chairs Recorded	Number of Region Chairs Recorded	District Officers Vacancies **
324 A		177	1	178	100%	12	13	-1	5593	10	5603	826	817	9	0.16%	0	32	28%	7	300	53%	42%	4%	3%	38	10	
324 B		180	3	183	100%	10	9	1	5965	44	6009	1017	585	432	7.75%	0	33	30%	10	141	60%	44%	0%	12%	38	8	
324 C		126	2	128	100%	12	17	-5	5450	39	5489	621	908	-287	-4.97%	0	43	18%	5	365	99%	48%	2%	5%	31	8	
324 D		65	1	66	100%	4	12	-8	1531	9	1540	178	341	-163	-9.57%	0	24	48%	5	259	24%	70%	20%	12%	0	0	
324 E		187	1	188	100%	19	4	15	8324	17	8341	1332	430	902	12.13%	0	45	13%	6	62	100%	31%	1%	7%	40	12	
324 F		257	1	258	100%	12	17	-5	10720	13	10733	1262	1068	194	1.84%	0	42	12%	5	283	94%	44%	0%	3%	89	20	
324 G		109	2	111	100%	6	8	-2	3448	40	3488	456	431	25	0.72%	0	32	25%	6	154	100%	50%	5%	4%	27	9	
324 H		101	1	102	100%	6	12	-6	3106	18	3124	456	488	-32	-1.01%	0	31	12%	5	242	83%	37%	4%	13%	30	10	
324 I		79	0	79	0%	4	1	3	2436	0	2436	319	179	140	6.10%	0	31	24%	12	16	100%	38%	0%	9%	21	6	
324 J		135	0	135	0%	6	19	-13	4457	0	4457	837	844	-7	-0.16%	0	33	32%	4	385	76%	33%	5%	19%	38	17	
324 K		60	1	61	100%	5	9	-4	1856	34	1890	321	446	-125	-6.20%	0	31	26%	7	221	82%	46%	0%	13%	10	5	
324 L		48	0	48	0%	10	0	10	1364	0	1364	332	73	259	23.44%	0	28	23%	0	0	94%	40%	0%	31%	6	3	GLT
324 N		44	1	45	100%	5	4	1	1468	11	1479	353	273	80	5.72%	0	33	20%	8	85	11%	56%	0%	13%	8	5	
324 M		173	0	173	0%	8	9	-1	4918	0	4918	614	589	25	0.51%	0	28	26%	15	175	84%	46%	1%	2%	30	10	
		1741	14	1755	100%	119	134	-15	60636	235	60871	8924	7472	1452	2.44%	0	35	23%	7	2,688	80%	43%	2%	8%	406	123	



District Health Assessment for Multiple District 324 through February 2025

		Clubs							Membership					Member Strength		Cancellation		Reports			Finance		Leadership				
District Name	Status/ Number of Months in Status *	Active Clubs	Clubs in Status Quo	Total Clubs	% Status Quo in Financial Suspension	New Clubs	Cancelled Clubs	YTD Net Club Gain/ Loss	Current Members In Active Clubs	Current Members In Status Quo Clubs	Current Total Members Count	YTD		YTD NetGrowth (includes Active and Status Quo)	YTD NetGrowth% (includes Active and Status Quo)	Member Count 12 Months Ago	Average Member Count Per Club	% of Clubs with less than 20 members	Average Cancelled Club Age	Members Lost Due to Cancelled Clubs	% of Clubs Reporting Service	% No MMR in 3 Months	% No Officer Report in 12 months	% of Clubs with balance 90+ days	Number of Zone Chairs Recorded	Number of Region Chairs Recorded	District Officers Vacancies **

\* - District Status: P - Provisional, T - Transitional.

\*\* - District Officers Vacancies: DG - District Governor, 1st VDG - First Vice District Governor, 2nd VDG - Second Vice District Governor.